


Extinguish
the blaze within
before it destroys
the joint



Only Synovetin OA treats the inflammation
that fuels arthritis pain and progression—

for up to **1 full year** of relief with just 1 treatment

Important information about Synovetin OA.

Studied in canine elbows, Synovetin OA is given by authorized veterinarians. Temporary discomfort in treated joints may occur. Visit www.synovetin.com.


Synovetin OA
Long-lasting Relief

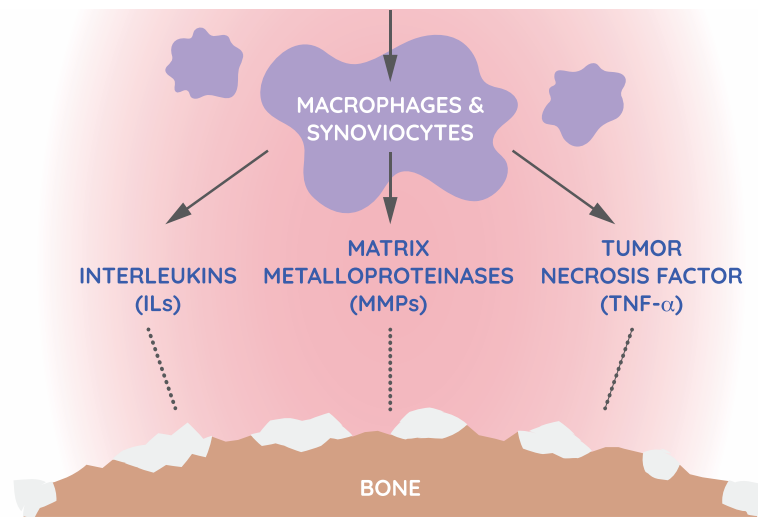
In arthritis, synovial inflammation is the enemy burning within

It's literally a disease of inflammation, the underlying "fiery" source of the pain that robs dogs of their mobility, quality of life, and joyful companionship.



ARTHR - ITIS
↓ ↓
JOINT INFLAMMATION

SYNOV - ITIS
↓ ↓
SYNOVIAL INFLAMMATION



- Arthritis is driven by synovitis (inflammation of the synovium) which leads to over production of macrophages and synoviocytes
 - Drives the release of pro-inflammatory mediators that destroy cartilage
 - Creates a vicious cycle of ongoing inflammation, pain, and cartilage destruction

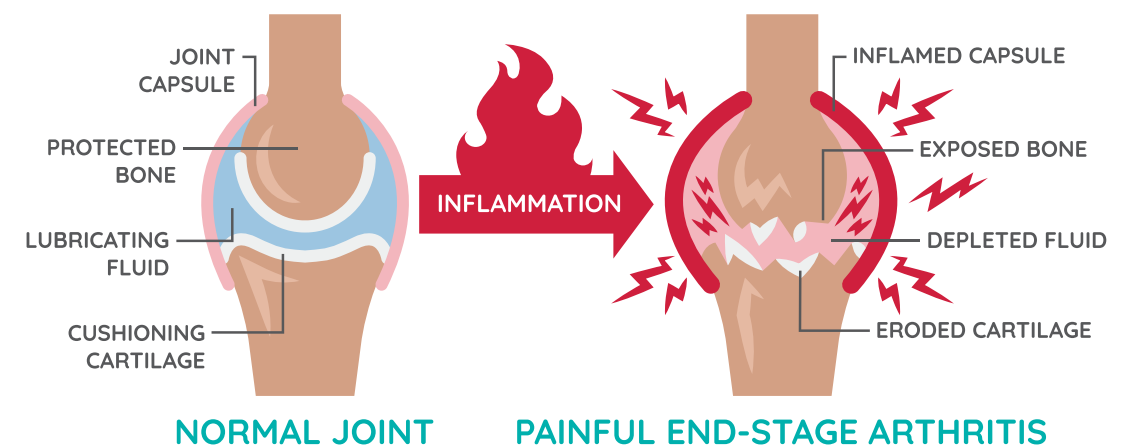
- The MOST Study^a found a 2.7-fold greater risk (p=0.002) of cartilage loss in subjects with synovitis, indicating its chondro-destructive effects¹

^aMOST, Multicenter Osteoarthritis Study
Evaluated 514 human subjects with MRI-detected effusion synovitis of the knee over 30 months

Treating arthritis must involve treating inflammation in the joint

- If only the pain is treated but not the inflammation driving the disease, progression is inevitable and can be debilitating
- Breaking the vicious cycle of inflammation is key to reducing joint damage and chronic pain

IF UNTREATED, INFLAMMATION INSIDE THE JOINT RESULTS IN ARTHRITIS PROGRESSION



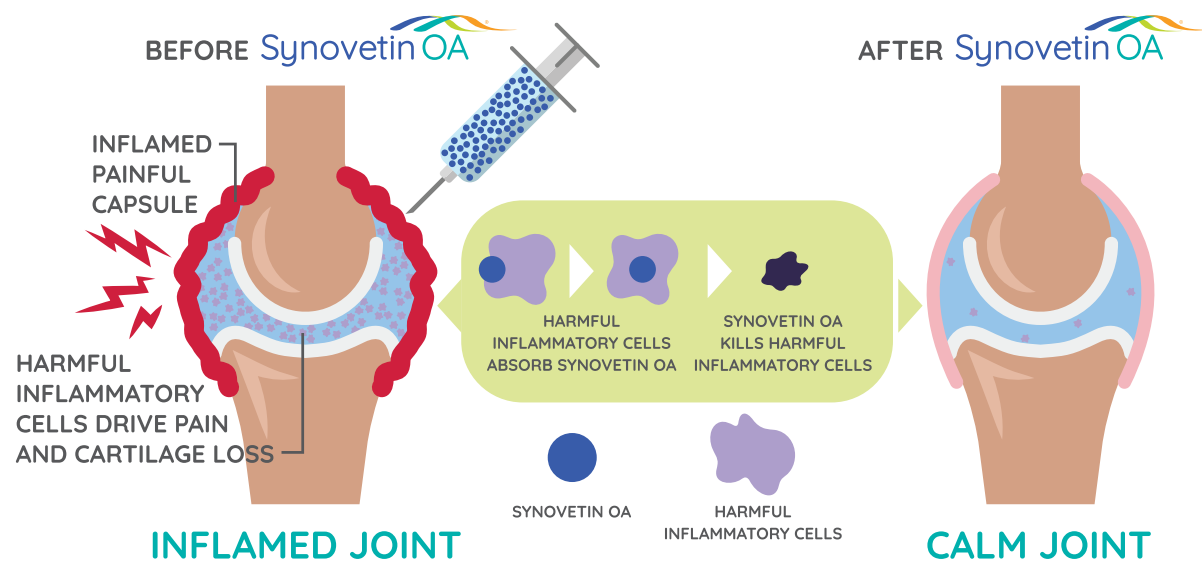
THE VICIOUS CYCLE OF INFLAMMATION LEADS TO WORSENING ARTHRITIS

Early intervention that targets synovitis mitigates the cytokine cascade that leads to joint destruction.^{2,3}

Only Synovetin OA targets the inflammation that causes OA pain and progression

Synovetin OA is a veterinary device that goes beyond NSAIDs and anti-NGFs which only mask pain signals⁴⁻⁶

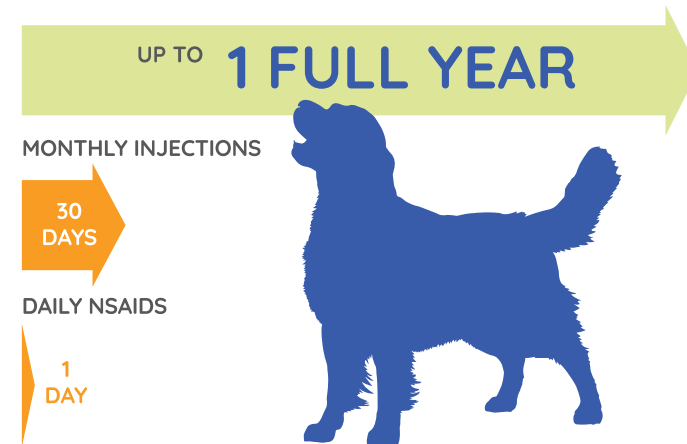
- Synovetin OA is comprised of microscopic radiotherapeutic particles that are injected directly into the joint
- Once in the joint, these particles safely reduce the inflammation that's causing pain, destroying cartilage, and driving OA disease progression



Up to 1 full year of relief with just 1 simple, safe treatment

Compared with other canine OA treatments that require daily or monthly dosing, Synovetin OA is a convenient option that also eliminates compliance problems.

SYNOVETIN OA®—LONGEST-LASTING PAIN RELIEF

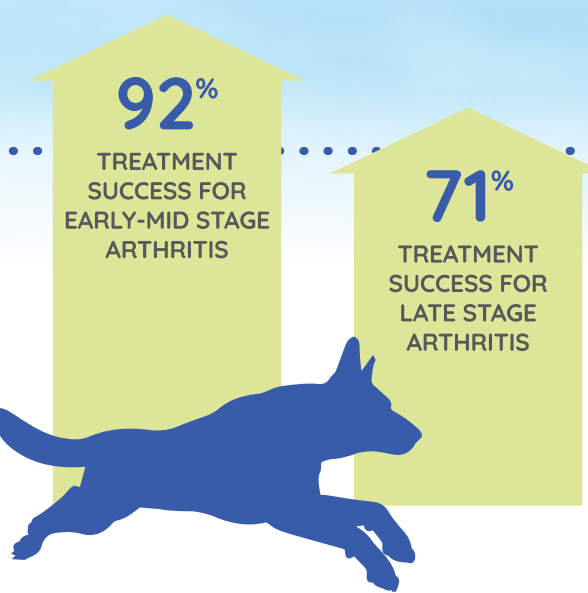
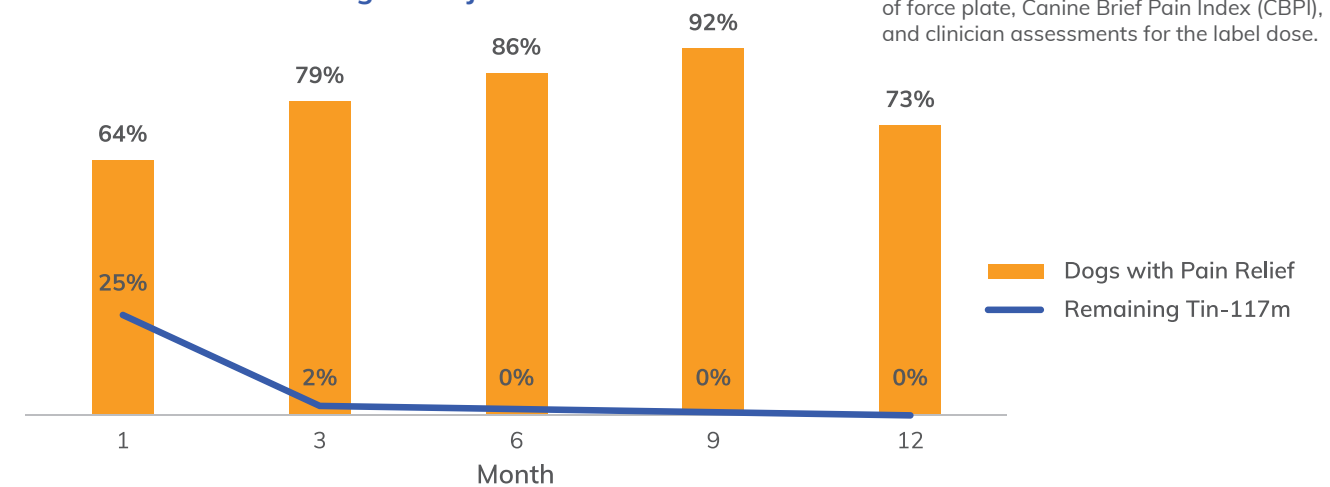


Synovetin OA is a first-line choice best used in early OA management to relieve the pain and help preserve the health of the joint.

Success demonstrated in published clinical studies


Peer reviewed, published data prove up to 1 year of relief with just 1 treatment⁴⁻⁶

Synovetin OA provides increasing pain relief and improved mobility over a year, yet with no active tin-117m remaining in the joint.




*Overall treatment success based on a composite of force plate, Canine Brief Pain Index (CBPI), and clinician assessments for the label dose.


Exceptionally safe with no systemic side effects—so you can treat with confidence^{4,7}




No effect on bone, cartilage, ligaments, or other joint structures



No systemic distribution with no systemic or adverse events



CBC and serum chemistry values remained within normal limits



Serial blood, urine, and fecal counts show >99.1% is retained in the injected joint

Intra-articular injection with Synovetin OA is minimally invasive and safe for treated dogs, other pets, and their families.

Tin-117m, the active ingredient in Synovetin OA, has been shown to slow OA progression in rodent models

Up to 1 full year of pain relief with just 1 simple, safe treatment

Preclinical and rodent studies demonstrate disease modification properties^{8,9}

Tin-117m was shown to:^{8,9}

- Substantially reduce synovitis in rodent models
- Significantly slow bony remodeling

POWERFUL DISEASE MODIFICATION WITH TIN-117M^{8,9}

REDUCED SYNOVITIS

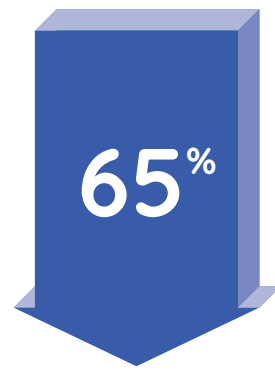
Significant reduction in synovitis score



Results v. controls: Low dose tin-117m Week 1. Measured by degree of mononuclear cell infiltration.

PROTECTED CARTILAGE

Significant reduction in cartilage degeneration



Results vs. controls: Low dose tin-117m Week 1. Measured by chondrocyte and proteoglycan loss in micrometers.

REDUCED OSTEOPHYTES

Significant reduction in osteophyte growth



Results vs. controls: Low dose tin-117m Week 1. Scored by measuring by osteophyte thickness in micrometers.

“Histopathology indicates a disease modifying positive therapeutic effect in rodent models.”

—Dr. Alison Bendele, Senior Pathologist, DVM, PhD, DACVP
President & CEO, Bolder BioPATH, Inc. and study author

Many different dogs can benefit from Synovetin OA

<p>YOUNG DOGS WITH EARLY OA</p> <p>Synovetin OA can manage the inflammatory process that drives OA pain and disease progression</p>	<p>DOGS WITH CHRONIC OA</p> <p>Synovetin OA offers a local alternative to systemic NSAIDs</p>	<p>DOGS POST SURGERY TO ADDRESS OA</p> <p>After surgical interventions, Synovetin OA can help manage the arthritis-inducing inflammation in the joint.</p>
--	--	---

Numerous benefits for dogs, dog parents—and you



FOR DOGS

- Up to 1 full year of safe, non-systemic relief for a better quality of life
- Works at the source of the disease; doesn't just mask pain signals, for a more effective solution
- Minimally invasive with quick return to activity so they get back to living fast



FOR DOG PARENTS

- A convenient option with no need to remember and administer multiple daily meds
- Peace of mind from proven effectiveness and safety demonstrated in clinical studies and real-world use in 1000s of dogs
- Quick recovery time lets them get back to enjoying the companionship of their pet



FOR YOU

- An easy, simple, fast procedure with same-day release
- Uniquely targeted to treat inflammation that drives pain and progression
- Highly profitable for your practice
- Offering specialized, progressive medicine is a practice differentiator

Visit synovetin.com to learn more about the benefits of Synovetin OA.

Great news for dog parents—
Synovetin OA is covered by pet insurance plans!

Only Synovetin OA is designed to reduce the inflammation driving OA pain and progression

SYNOVETIN OA—THE ONLY TREATMENT DESIGNED TO TARGET SYNOVIAL INFLAMMATION AND HELP PREVENT FURTHER JOINT DAMAGE⁴⁻⁶



Targets inflammation to help prevent progressive joint destruction



Offers the potential to preserve long-term joint function



Provides up to 1 full year of pain relief with just 1 treatment



Restores a dog's joyful mobility and playful companionship



Consider earlier intervention with Synovetin OA to mitigate inflammation—the primary driver of OA joint pain—cartilage degradation, and loss of function over time.

Read more about Synovetin OA at synovetin.com.

References: 1. Romer FW, Guermazi A, Felson DT, et al. *Ann Rheum Dis*. 2011;70(10):1804-1809. doi: 10.1136/ard.2011.150243. 2. Sellam J, Berenbaum F. *Nat Rev Rheumatol*. 2010; 6:625-635. <https://doi.org/10.1038/nrrheum.2010.159> PMID: 20924410. 3. Scanzello CR, Umoh E, Pessler F, et al. *Osteoarthritis Cartilage*. 2009; 17: 1040-1048. <https://doi.org/10.1016/j.joca.2009.02.011> PMID: 192892341. 4. Aulakh KS, Lopez MJ, Hudson C, et al. *Vet Med (Auckl)*. 2021. Jun 4;12:117-128. doi: 10.2147/VMRR.S295309. PMID: 34113552; PMCID: PMC8187093. 5. Donecker J, Fabiani M, Gaschen L, Aulakh KS. *PLoS One*. 2021. Jul 19;16(7):e0254613. doi: 10.1371/journal.pone.0254613. PMID: 34280212; PMCID: PMC8289027. 6. Donecker J, Lattimer JC, Gaschen L, Aulakh KS. *Vet Med (Auckl)*. 2021. Dec 17;12:325-335. doi: 10.2147/VMRR.S345144. PMID: 34950571; PMCID: PMC8691448. 7. Lattimer JC, Selting KA, Lunceford JM, et al. *Vet Radiol Ultrasound*. 2019. Sep;60(5):567-574. doi: 10.1111/vru.12757. Epub 2019 Jun 2. PMID: 31155782. 8. Doerr C, Bendele A, Simon J, et al. Poster presented at the Society of Nuclear Medicine & Molecular Imaging Annual Conference. San Diego, CA. 2016. 9. Data on File. Pathology Report. Bolder BioPATH, Inc.; Boulder, CO.

Synovetin OA[®] is marketed by:

EXUBRION
THERAPEUTICS

© 2025 Exubrion Therapeutics, Inc. All Rights Reserved.
Printed in USA. April 2025 EXN-SYN-252

Synovetin OA
Long-lasting Relief